

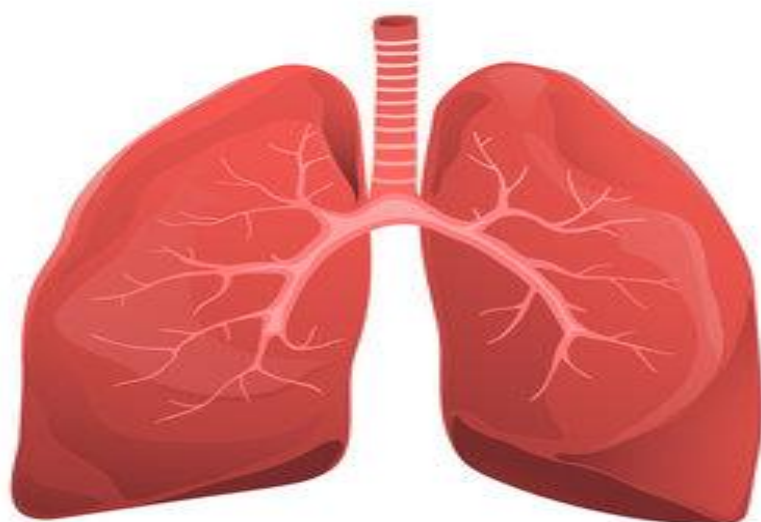



# **National Institute of Public Health Training and Research, Mumbai**

## **Sanitary Health Inspector Batch VI (AY 2021-23)**

### **PAPER I**

1. Identify the picture: Lung
  - a) Name of Organ & Systems
  - b) Name any Two Parts & Functions
  - c) Diseases affected (any Two)
  
2. Identify the picture -
  - a) Full form of VVM
  - b) How many types / stages of VVM are there?
  - c) What Is a VVM used for?
  
3. Identify the picture - Exercise
  - a) Importance of exercise (any three)
  - b) Types of exercise
  - c) Rules for exercise
  
4. Identify the Procedure: - Handwashing
  - a. Name
  - b. How many stapes as per WHO
  - c. Purpose (any two)
  - d. Disease Caused
  
5. Identify the picture – Polio
  - a) Name of vaccine
  - b) Given for which Disease
  - c) Dose & site of Vaccine







## Paper II

1. Identify the picture: Puncher Wound

- a) Name of the Condition –
- b) Type -
- c) How to treat –

2. Identify the picture: - Thermometer

- a) Name of the device & Used for
- b) Parts
- c) Temperature Conversion Formula of Celsius

3. Identify the picture: Malaria


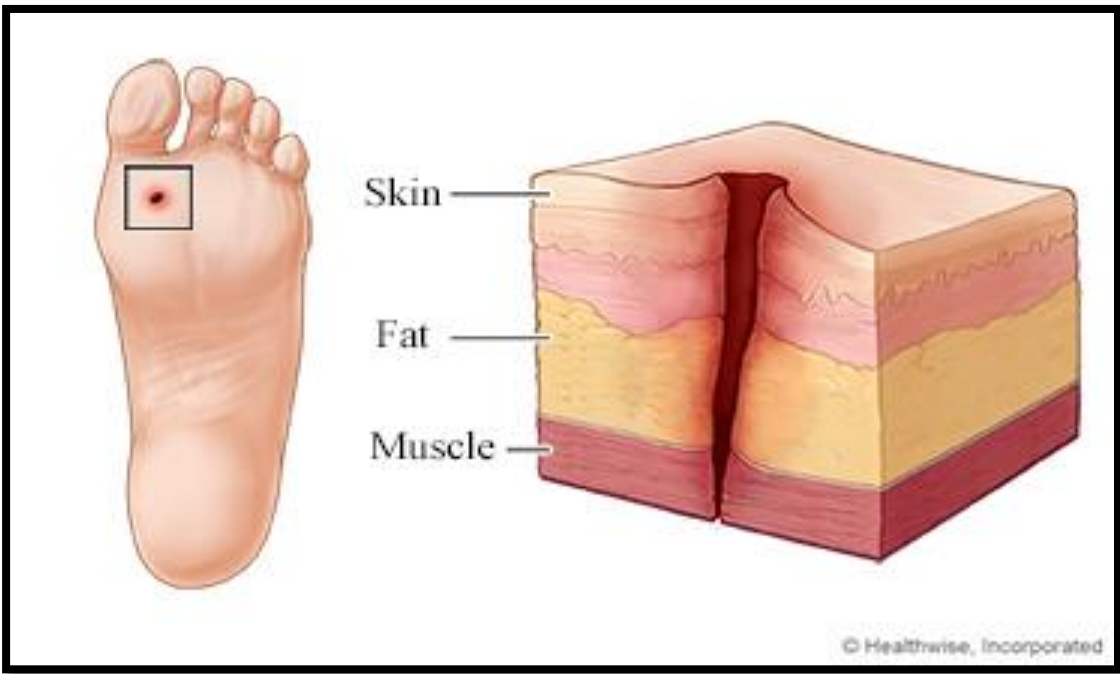
- a) Caused by Which Mosquito
- b) signs and Symptoms (any Two)
- c) Prevention

4. Identify the picture - CPR

- a) Name of the Procedure
- b) What is “ABC”
- c) What is One First Aider

5. Identify the picture – Ambu Bag

- a) Name of Equipment
- b) Uses
- c) Parts (any Four )





### Paper III

1. Identify the picture - Egg

- a) Rich in
- b) Uses (Any Two)
- c) Deficiencies

2. Identify the picture – Chest Circumference

- a) Name of Procedure
- b) Purpose (any Three)

3. Identify the picture – silicosis

- a) Cause
- b) Signs & Symptoms
- c) Prevention (Any Two)

4. Identify the picture - Radio

- a) Name of A.V Aid and type
- b) Advantages (any two)
- c) Disadvantages (any Two)

5.. Identify the picture – Kwashiorkor

- d) Cause
- e) Signs & Symptoms
- f) Prevention (Any Two)



